

Puzzle – articulation

L'image et les pièces (grille avec images) sont à imprimer en recto-verso. **Attention**, le recto-verso doit se faire sur le bord court sinon l'image et le puzzle seront à l'envers.

 Je n'ai pas apposé le nom de ma page sur les puzzles afin de ne pas gâcher le dessin. Je vous demande donc de **respecter mon travail** en ne le **vendant pas** ou en vous l'appropriant (principes de base mais j'aime toujours le rappeler !!). Une publication a déjà été rédigée à ce sujet et a même été épinglée sur ma page : emilles idées de logopède → n'hésitez pas à aller y jeter un oeil si cela n'est pas clair 😊

Je mets tout ceci à votre disposition avec grand plaisir donc veuillez respecter mon travail en **mentionnant bien la source** si vous souhaitez le **partager** à une tierce personne, à un.e collègue ou que sais-je . . . 😊

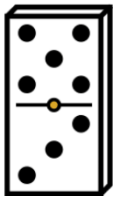


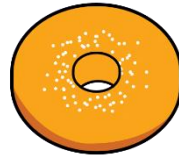





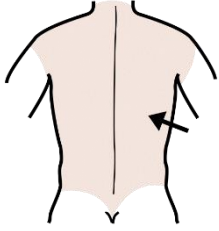
D'avance : Bon amusement !

Facebook : emilles idées de logopède


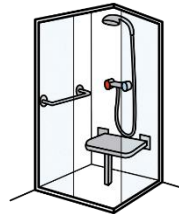
Sources des images : <https://arasaac.org/pictograms/search> ; <https://fr.freepik.com/>

/d/ position initiale

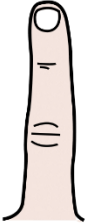

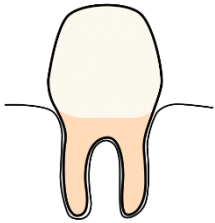




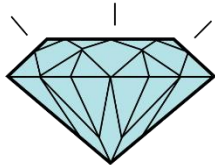
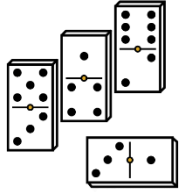




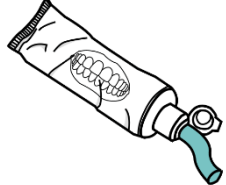


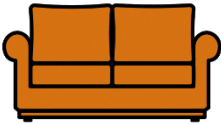

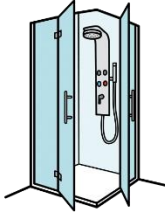


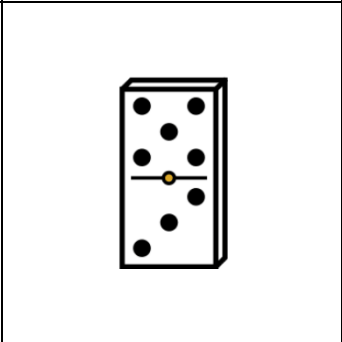
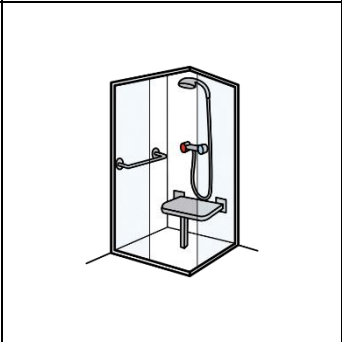




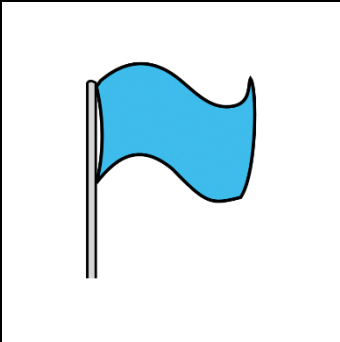




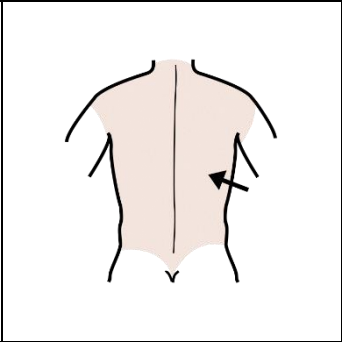




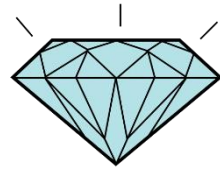
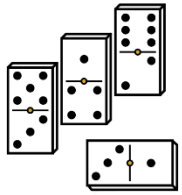
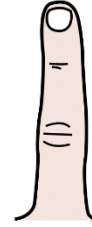
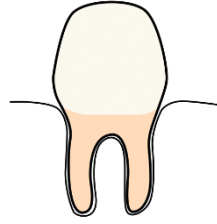
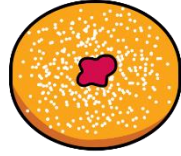
2



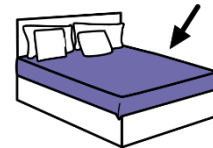
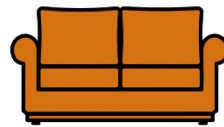
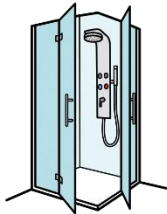



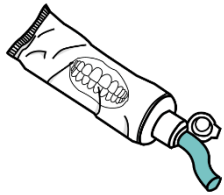



				
		<h1>10</h1>		
				
				




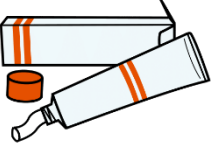



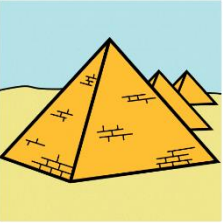



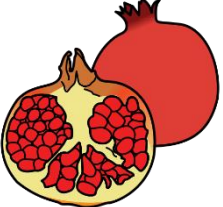




10



/d/ position finale







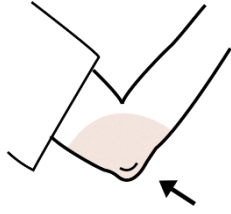




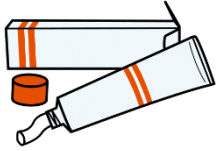




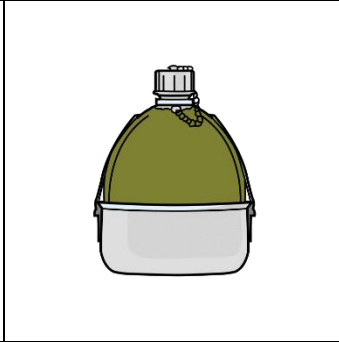


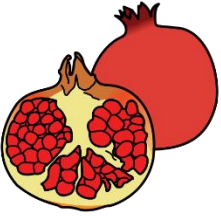



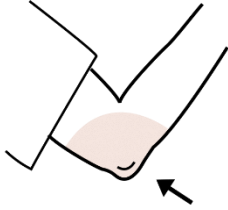













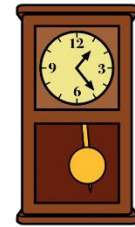


Planche 1				
				
				




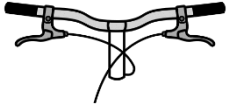
Planche 2				
				
				

/d/ position médiane




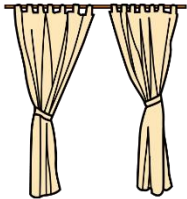
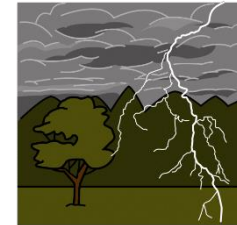









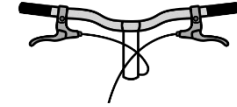
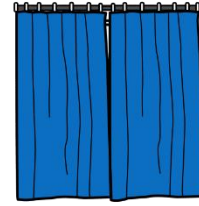





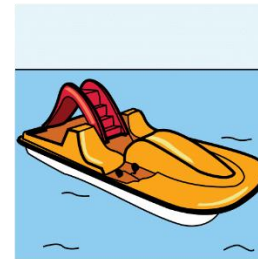
8+2





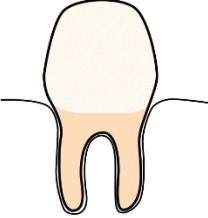








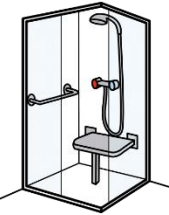
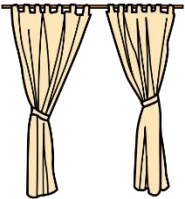


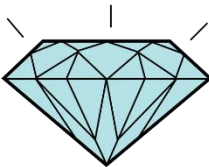




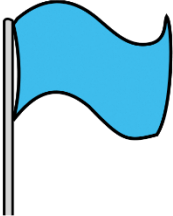


$$8 + 2$$





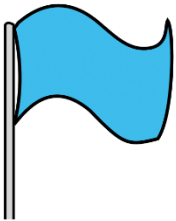



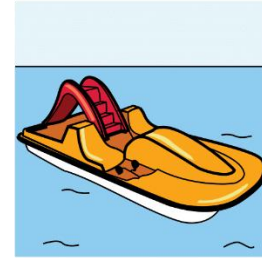
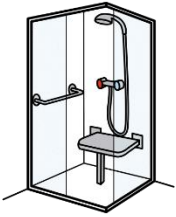
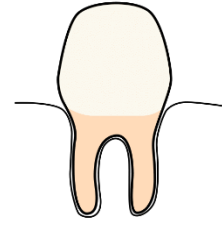

/d/ trois positions

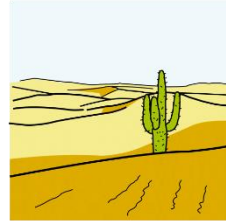
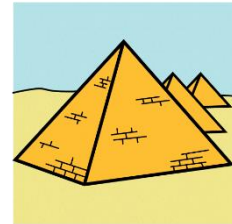


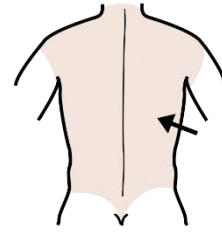


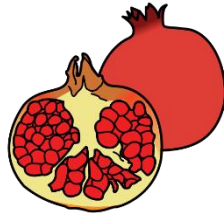

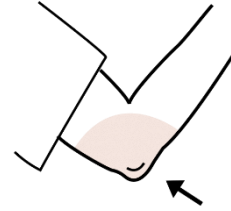
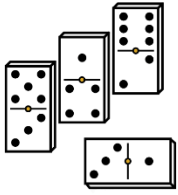










Puzzle articulation du phonème /d/

Thème : Princesses